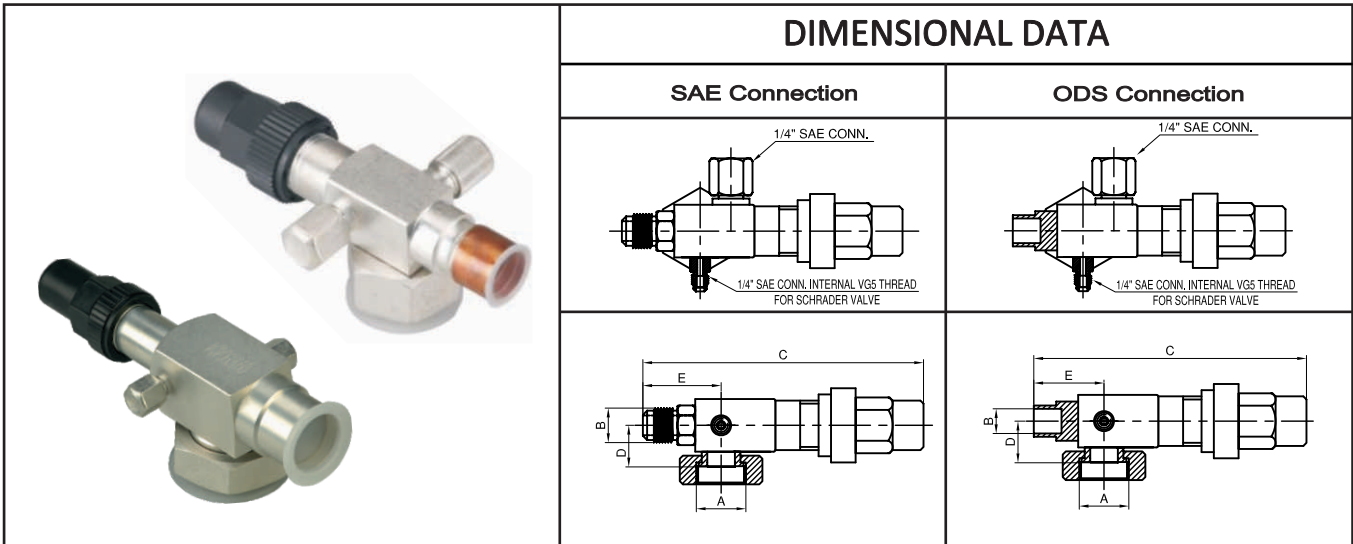


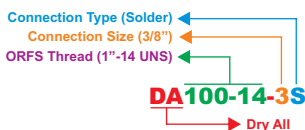
IMAGE, DRAWINGS & MODELS AVAILABLE



Sr. No.	Model No.	ORFS Thread	Connection size	C		D		E	
		A	B	mm	inch	mm	inch	mm	inch
1	DA 100-14-3F	1"-14 UNS	3/8" SAE	103	4.06	19	0.75	31	1.22
2	DA 100-14-3S		3/8" ODF	97	3.82	19	0.75	25	0.98
3	DAC 100-14-3S		3/8" ODF(COPPER)	115	4.53	19	0.75	37	1.45
4	DA 100-14-4F		1/2" SAE	104.5	4.11	19	0.75	33	1.30
5	DA 100-14-4S		1/2" ODF	102	4.02	19	0.75	30	1.18
6	DAC 100-14-4S		1/2" ODF(COPPER)	116	4.57	19	0.75	30	1.18
7	DA 100-14-5F		5/8" SAE	114	4.49	20	0.79	37.5	1.48
8	DA 100-14-5S		5/8" ODF	101	3.98	19	0.75	29	1.14
9	DAC 100-14-5S		5/8" ODF(COPPER)	116	4.57	19	0.75	39	1.54
10	DA 100-14-7S		7/8" ODF	129	5.08	19	0.75	40	1.57
11	DA 114-12-5S	1-1/4"-12 UNF	5/8" ODF	130	5.12	26.7	1.05	40.5	1.59
12	DA 114-12-6S		3/4" ODF	130	5.12	26.7	1.05	40.5	1.59
13	DA 114-12-7S		7/8" ODF	130	5.12	26.7	1.05	40.5	1.59
14	DA 114-12-9S	1-1/8" ODF	138	5.43	26.7	1.05	47	1.85	
15	DA 134-12-6S	1-3/4"-12 UN	3/4" ODF	130	5.12	27.5	1.08	40.5	1.59
16	DA 134-12-7S		7/8" ODF	130	5.12	27.5	1.08	40.5	1.59
17	DA 134-12-9S		1-1/8" ODF	149	5.53	27.5	1.08	50.5	1.99
18	DA 134-12-11S		1-3/8" ODF	175	6.89	31.5	1.24	56	2.20
19	DA 214-12-11S	2-1/4"-12 UN	1-3/8" ODF	185	7.28	41.5	1.63	74.5	2.93
20	DA 214-12-13S		1-5/8" ODF	197	7.76	41.5	1.63	74.5	2.93

OEM Replacement RotoLock Valve		
OEM	OEM P/N	Dryall Model No
DANFOSS COMPRESSORS	MT(Z)032-040 & 028-1 & LT(Z)022-028 & NTZ048-068	DA144-12-5S
		DA100-14-4S
	MT(Z)018-028 (except 022 & 028 code1)	DA100-14-4S
		DA100-14-3S
	MT(Z)044-072 & LT(Z)040-044 & NTZ096-108	DA134-12-7S
		DA114-12-6S
	MFZ166, LFZ166	DA134-12-9S
		DA114-12-6S
	MFZ250, LFZ250	DA214-12-11S
		DA134-12-7S
MT(Z)080-160 & LT(Z)050-100 & NTZ136-271 (MFZ166, LFZ166)	DA134-12-9S	
	DA114-12-6S	

OEM Replacement RotoLock Valve		
OEM	OEM P/N	Dryall Model No
EMERSON COMPRESSORS	ZR - 19	DA214-12-13S
		DA134-12-9S
	KCG SERIES 554, 562, 572	DA100-14-5S
		DA114-12-7S
		DA114-12-7S
	ZR - 12 & ZR - 16	DA134-12-11S
		DA134-12-9S
	ZR - 90	DA114-12-6S
		DA134-12-11S
	ZR - 11	DA114-12-6S




DIMENSIONAL DATA

ANGLE ADAPTORS

ODF CONNECTION

SAE CONNECTION



Sr. No.	Model No.	Connection Size (SAE)	ORFS Thread	C		D		E	
				mm	inch	mm	inch	mm	inch
1	DSAA34-16F-2F	1/4"	3/4"-16UNF	19	0.75	8	0.31	4.5	0.18
2	DSAA34-16F-3F	3/8"		19	0.75	8	0.31	8	0.31
3	DSAA34-16F-4F	1/2"		19	0.75	8	0.31	10	0.39
4	DSAA100-14S-3F	3/8"	1"-14 UNS	19	0.75	12	0.47	8	0.31
5	DSAA100-14S-4F	1/2"		19	0.75	12	0.47	10	0.39
6	DSAA100-14S-5F	5/8"		20	0.79	12	0.47	13	0.51
7	DSAA100-14S-6F	3/4"		20	0.79	12	0.47	16	0.63
8	DSAA114-12F-6F	3/4"	1-1/4" - 12 UNF	26.7	1.05	18	0.71	16	0.63

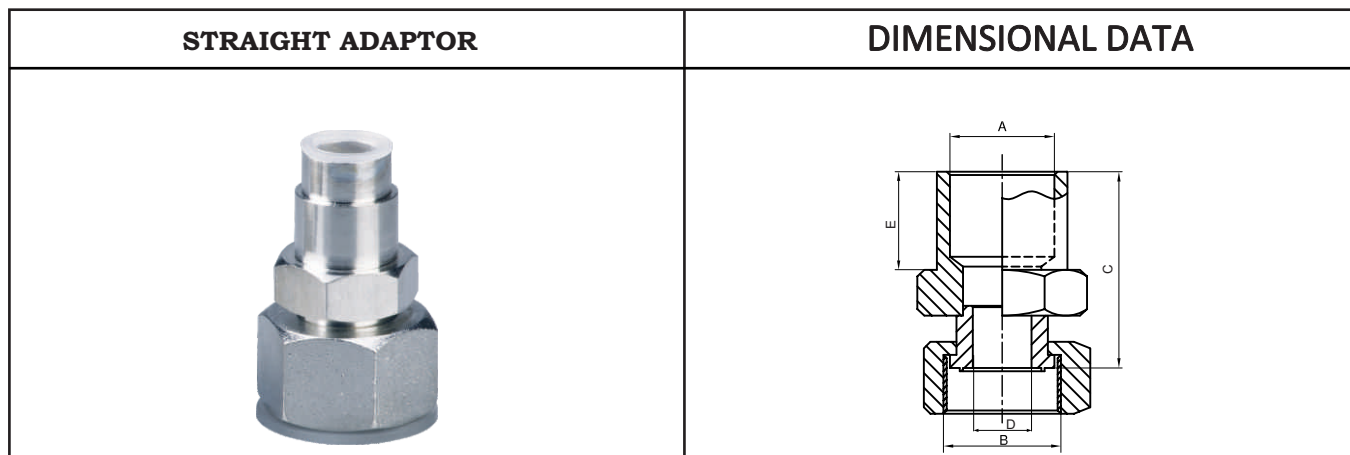
Sr. No.	Model No.	Connection Size (ODF)	ORFS Thread	C		D		E		F	
				mm	inch	mm	inch	mm	inch	mm	inch
1	DSAA34-16F-2S	1/4"	3/4"-16UNF	19	0.75	8	0.31	8	0.31	5	0.20
2	DSAA34-16F-2.5S	5/16"		19	0.75	8	0.31	8	0.31	7	0.28
3	DSAA34-16F-3S	3/8"		19	0.75	8	0.31	8	0.31	8	0.31
4	DSAA100-14S-3S	3/8"	1"-14 UNS	19	0.75	8	0.31	12	0.47	8	0.31
5	DSAA100-14S-4S	1/2"		19	0.75	8	0.31	12	0.47	10	0.39
6	DSAA100-14S-5S	5/8"		20	0.79	15	0.59	13	0.51	13	0.51
7	DSAA100-14S-6S	3/4"		19	0.75	15	0.59	13	0.51	13	0.51
8	DSAA114-12F-5S	5/8"	1-1/4"-12 UNF	26.7	1.05	15	0.59	18	0.71	14	0.55
9	DSAA114-12F-6S	3/4"		26.7	1.05	16	0.63	18	0.71	16	0.63
10	DSAA114-12F-7S	7/8"		26.7	1.05	20	0.79	18	0.71	18	0.71
11	DSAA114-12F-9S	1-1/8"		26.7	1.05	20	0.79	18	0.71	18	0.71
12	DSAA114-12F-11S	1-3/8"		27.5	1.08	20	0.79	18	0.71	18	0.71
13	DSAA114-12F-13S	1-5/8"		27.5	1.08	20	0.79	18	0.71	18	0.71
14	DSAA134-12-6S	3/4"	1-3/4" - 12 UN	27.5	1.08	20	0.79	19	0.75	16	0.63
15	DSAA134-12-7S	7/8"		27.5	1.08	20	0.79	19	0.75	18	0.71
16	DSAA134-12-9S	1-1/8"		27.5	1.08	20	0.79	19	0.75	18	0.71
17	DSAA134-12-11S	1-3/8"		30.7	1.21	22	0.87	27	1.06	26	1.02
18	DSAA134-12-13S	1-5/8"		30.7	1.21	25	0.98	27	1.06	26	1.02

← Connection Type (Solder)
← Connection Size (3/8")
← ORFS Thread (1"-14 UNS)

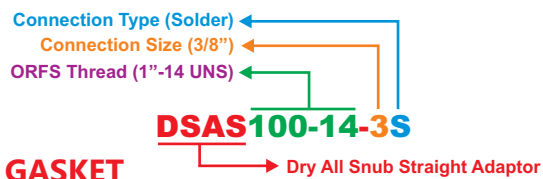
DSAA100-14-3S

→ Dry All Snub Angle Adaptor

IMAGE, DRAWING & MODELS AVAILABLE

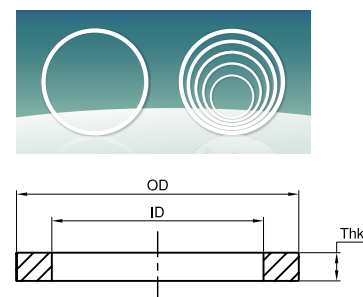


Sr. No.	Model No.	Connection Size (ODF)	ORFS Thread	C		D		E	
				mm	inch	mm	inch	mm	inch
1	DSAS34-16F-2S	1/4"	3/4"-16UNF	30	1.18	8	0.31	8	0.31
2	DSAS34-16F-4S	1/2"		30	1.18	8	0.31	10	0.39
3	DSAS100-14S-3S	3/8"	1"-14 UNS	30	1.18	12	0.47	10	0.39
4	DSAS100-14S-4S	1/2"		35	1.38	12	0.47	10	0.39
5	DSAS100-14S-5S	5/8"		35	1.38	12	0.47	16	0.63
6	DSAS100-14S-6S	3/4"		35	1.38	12	0.47	16	0.63
7	DSAS114-12F-5S	5/8"	1-1/4"-12UNF	37.7	1.48	18	0.71	16	0.63
8	DSAS114-12F-6S	3/4"		37.7	1.48	18	0.71	16	0.63
9	DSAS114-12F-7S	7/8"		43.7	1.72	18	0.71	20	0.79
10	DSAS114-12F-9S	1-1/8"	50.7	2.00	18	0.71	20	0.79	
11	DSAS134-12-6S	3/4"	1-3/4"-12UN	50.7	2.00	19	0.75	20	0.79
12	DSAS134-12-7S	7/8"		45.5	1.79	19	0.75	20	0.79
13	DSAS134-12-9S	1-1/8"		55.2	2.17	19	0.75	20	0.79
14	DSAS134-12-11S	1-3/8"		55.2	2.17	19	0.75	20	0.79
15	DSAS134-12-13S	1-5/8"		57.7	2.27	19	0.75	20	0.79



GASKET

SR.NO.	TEFLON ORING	ORFS SIZE	ID		OD		THK	
			mm	Inch	mm	Inch	mm	Inch
1	DOR - A	3/4"	11.1	0.44	14.3	0.56	1.5	0.06
2	DOR - B	1"	15.7	0.62	19.1	0.75	1.5	0.06
3	DOR - C	1-1/4"	22	0.87	25.4	1.00	1.5	0.06
4	DOR - D	1-3/4"	34.7	1.37	38.1	1.50	1.5	0.06
5	DOR - E	2-1/4"	47	1.85	51	2.01	1.8	0.07



MOISTURE-LIQUID INDICATOR SIGHT GLASS



IMAGES, DRAWINGS & MODELS AVAILABLE

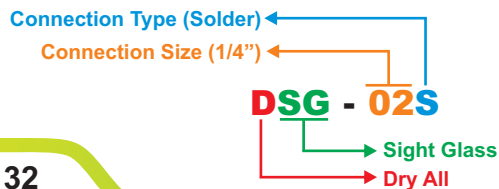
DIMENSIONAL DATA

Sr. No.	Model No.	End Connection	A		B	
			mm	inch	mm	inch
1	DSG-02F	1/4"SAE	76	2.99	28	1.10
2	DSG-03F	3/8"SAE	79	3.11	28	1.10
3	DSG-04F	1/2"SAE	82	3.23	28	1.10
4	DSG-05F	5/8"SAE	82	3.23	28	1.10

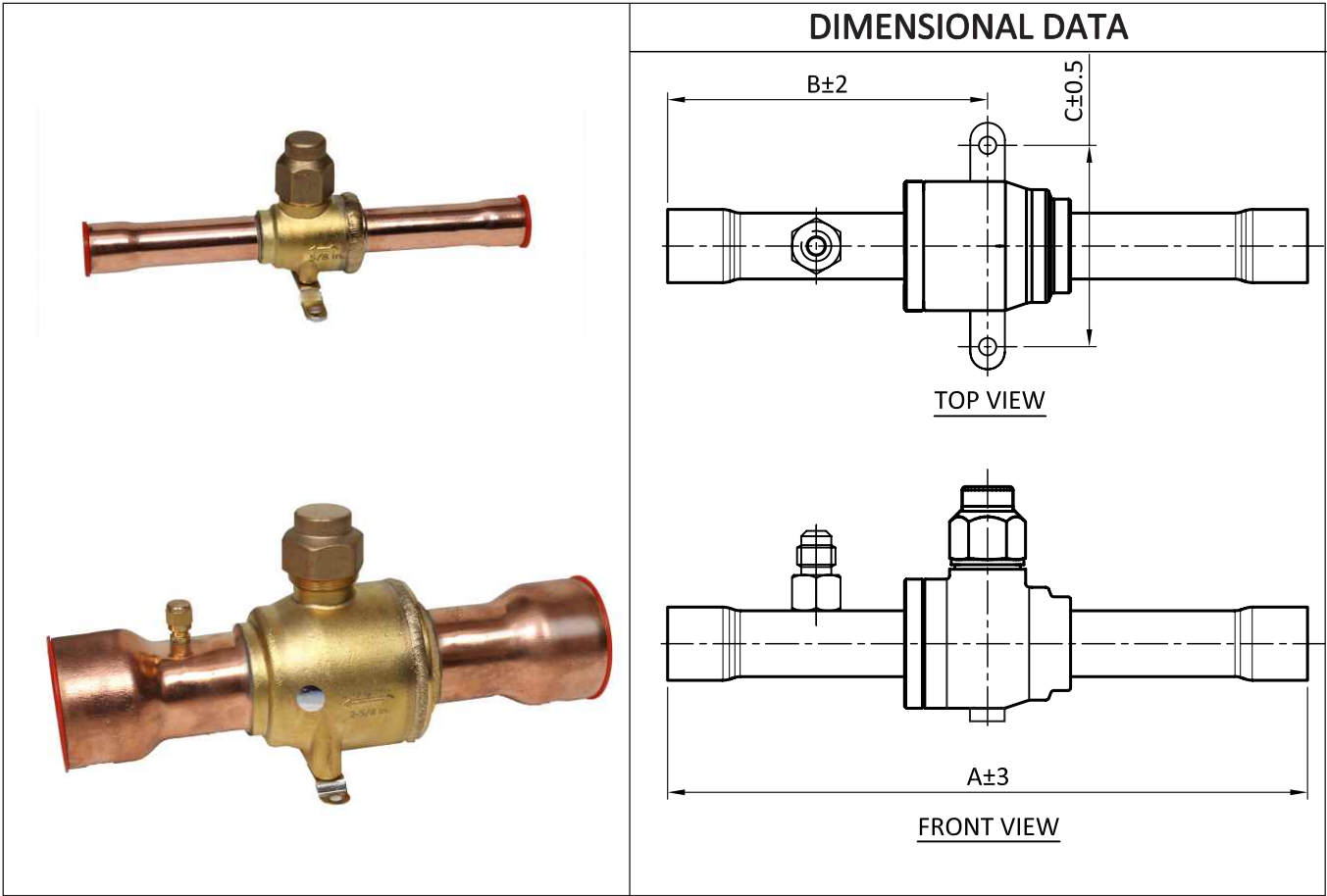
Moisture-liquid Indicator Sight Glass ODF Connection

DIMENSIONAL DATA

Sr. No	Model No.	End Connection	A		B		C		D		E		F		G		H	
			mm	inch	mm	inch	mm	inch	mm	inch	mm	inch	mm	inch	mm	inch	mm	inch
1	DSG - 02S	1/4" ODF	101	3.98	7	0.27	14	0.55	6.35	0.25	27	1.06	18.5	0.72	4	0.15	8	0.31
2	DSG - 03S	3/8" ODF	119	4.69	9	0.35	14	0.55	9.52	0.37	27	1.06	19	0.74	5.75	0.39	11.5	0.45
3	DSG - 04S	1/2" ODF	146	5.75	11.5	0.45	22	0.87	12.7	0.50	32	1.26	24	0.94	7.25	0.28	14.5	0.57
4	DSG - 05S	5/8" ODF	146	5.75	12	0.47	20.5	0.8	15.8	0.62	27	1.06	19	0.74	8.75	0.34	17.5	0.68
5	DSG - 06S	3/4" ODF	164	6.46	18	0.70	23.8	0.93	19.05	0.75	32	1.26	24.3	0.95	10.65	0.41	21.3	0.83
6	DSG - 07S	7/8" ODF	173	6.81	19	0.75	27	1.06	22.2	0.87	32	1.26	23.8	0.93	12.25	0.48	24.5	0.96



IMAGES, DRAWING & MODEL AVAILABLE



SR.NO.	MODEL NO.	END CONNECTION	A		B		C		1/4" SAE SCHRADER VALVE CONNECTION
			mm	Inch	mm	Inch	mm	Inch	
1	DABV-02S	1/4" ODF	138	5.43	71	2.79	50	1.96	NA
2	DABV-03S	3/8" ODF	138	5.43	71	2.79	50	1.96	
3	DABV-04S	1/2" ODF	160	6.29	82	3.22	50	1.96	
4	DABV-05S	5/8" ODF	160	6.29	82	3.22	50	1.96	
5	DABV-06S	3/4" ODF	185	7.28	92.5	3.64	58	2.28	
6	DABV-07S	7/8" ODF	185	7.28	92.5	3.64	58	2.28	
7	DABV-09S	1"-1/8 ODF	208	8.18	110.5	4.35	58	2.28	
8	DABV-11S	1"-3/8 ODF	251	9.88	123	4.84	66	2.59	
9	DABV-13S	1"-5/8 ODF	281.5	11.08	140	5.51	87	3.42	
10	DABV-17S	2"-1/8 ODF	305	12.00	166.5	6.55	106	4.17	
11	DABV-21S	2"-5/8 ODF	305	12.00	166.5	6.55	106	4.17	

